



Building High Performance Equipment to Help Build Your Brand





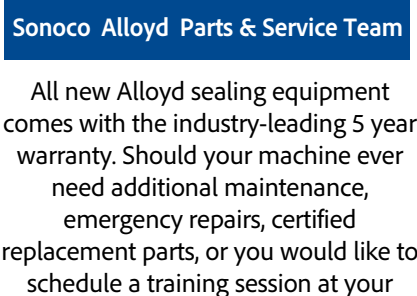
Like your brand, there's pride, care and craftsmanship built into every machine we make. Purposeful design improvements over the years have resulted in best-in-class performance and reliability. Our precision engineered portfolio serves a broad range of markets, from medical to retail packaging, and includes multi-chamber rotary and in-line heat sealing machines.

	Aergo 1C	Aergo 1M	Aergo 2
MACHINE TYPE	Shuttle	Shuttle	Shuttle
INDUSTRY SERVED	Commercial	Medical	Comm/Med
SEALING CAPABILITY	12" x 18.5"	12" x 18.5"	12" x 18.5"
NO. LOAD STATIONS	1	1	2
FLOOR PLAN	42"d x 33"w	42"d x 33"w	61"d x 34.5"w
	Aergo 2 PLC	Aergo 2 Plus	Aergo 2 Plus PLC
MACHINE TYPE	Shuttle	Shuttle	Shuttle
INDUSTRY SERVED	Medical	Comm/Med	Medical
SEALING CAPABILITY	12" x 18.5"	14" x 28"	14" x 28"
NO. LOAD STATIONS	2	2	2
FLOOR PLAN	61"d x 34.5"w	61"x39.5"	61"x39.5"
	Aergo 2 Max	Aergo 2 Max PLC	Aergo 4
MACHINE TYPE	Shuttle	Shuttle	Rotary
INDUSTRY SERVED	Medical	Comm/Med	Commercial
SEALING CAPABILITY	20" x 28"	20" x 28"	9" x 11"
NO. LOAD STATIONS	2	2	1
FLOOR PLAN	75"d x 39.5"w	75"d x 39.5"w	48"d x 65"w



Building High Performance Equipment to Help Build Your Brand

Like your brand, there's pride, care and craftsmanship built into every machine we make. Purposeful design improvements over the years have resulted in best-in-class performance and reliability. Our precision engineered portfolio serves a broad range of markets, from medical to retail packaging, and includes multi-chamber rotary and in-line heat sealing machines.

			
MACHINE TYPE	Straight Line	Straight Line	Straight Line
INDUSTRY SERVED	Commercial	Commercial	Commercial
SEALING CAPABILITY	14" x 18.5"	14" x 28"	14" x 28"
NO. LOAD STATIONS	5	7	4
FLOOR PLAN	207"d x 50"w	234"d x 58"w	234"d x 58"w
			
MACHINE TYPE	Rotary	Rotary	Rotary
INDUSTRY SERVED	Commercial	Medical	Commercial
SEALING CAPABILITY	12" x 18.5"	12" x 18.5"	12" x 18.5"
NO. LOAD STATIONS	4	4	3
FLOOR PLAN	95"d x 100"w	95"d x 100"w	95"d x 114"w
			
MACHINE TYPE	Carousel	<p>Whether your project requires plastic to card, plastic to plastic or medical tray packaging, Sonoco Alloyd all-aluminum tooling is precisely built to your original design specifications. With Alloyd signature tooling options, you receive higher production rates, safer operations and consistent, reliable seals with every shift.</p>	
INDUSTRY SERVED	Commercial	<p>All new Alloyd sealing equipment comes with the industry-leading 5 year warranty. Should your machine ever need additional maintenance, emergency repairs, certified replacement parts, or you would like to schedule a training session at your location, our in-house team of equipment technicians are ready to meet your requirements. Email us at alloyd.parts@sonoco.com or call 888-756-7864</p>	
SEALING CAPABILITY	12" x 18.5"		
NO. LOAD STATIONS	8		
FLOOR PLAN	190"d x 86"w		